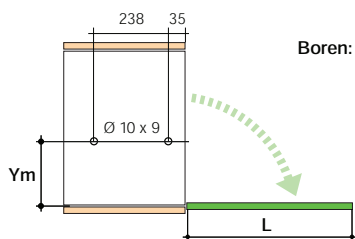
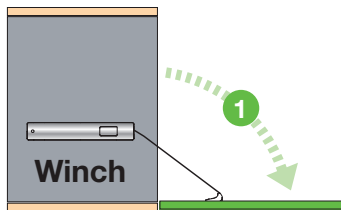
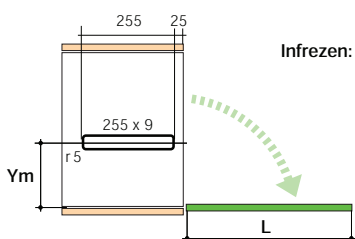


- Optimale toegang
- Voor panelen van 20 tot 48 cm hoog
- Verstelbare demping
- Verstelbare openings-/sluitingskracht
- Vijf uitvoeringen; 6, 10, 14, 16 of 20 kg
- Montage: Infrezen of vastschroeven
- Kleur: gepolijst aluminium



Boren:



Infrezen:

L = 200 - 300
Ym = 122

L = 300 - 430
Ym = 148

L = 430 - 480
Ym = 158




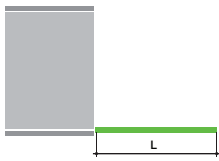
Katroklepbeslag Winch

Art.nr.

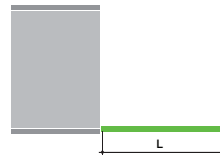
| | | |
|-----------------------|-------|------------|
| Winch katroklepbeslag | 6 kg | WST06GRX91 |
| Winch katroklepbeslag | 10 kg | WST10GRX91 |
| Winch katroklepbeslag | 14 kg | WST14GRX91 |
| Winch katroklepbeslag | 16 kg | WST16GRX91 |
| Winch katroklepbeslag | 20 kg | WST20BEX91 |

VPE per set van 2 stuks



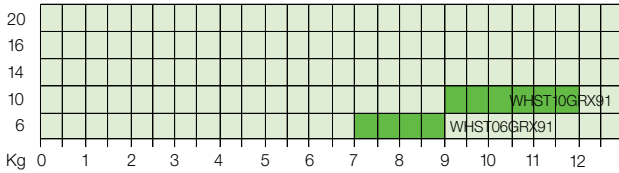


Bij gebruik van 3803 VZ(8) Scharnier
Art.nr. 12341



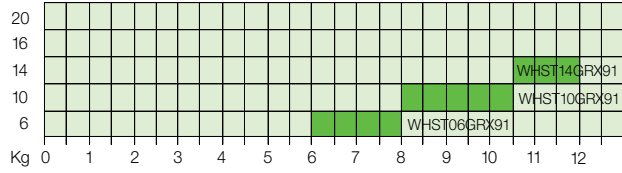
Bij gebruik van klepscharnier Markant 6
Art.nr. A10988

L = 200 - 230



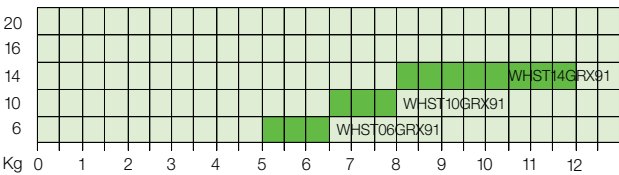
Gewicht deur

L = 200 - 230



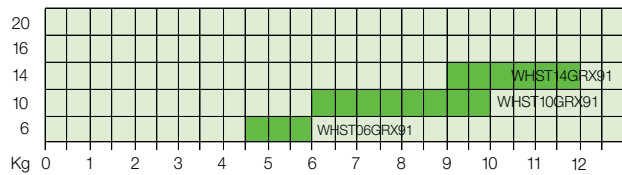
Gewicht deur

L = 230 - 270



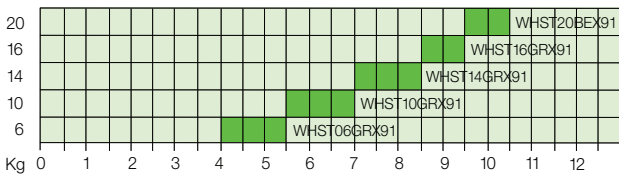
Gewicht deur

L = 230 - 270



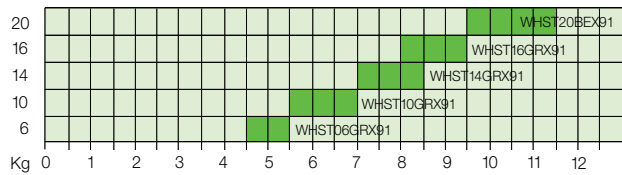
Gewicht deur

L = 270 - 330



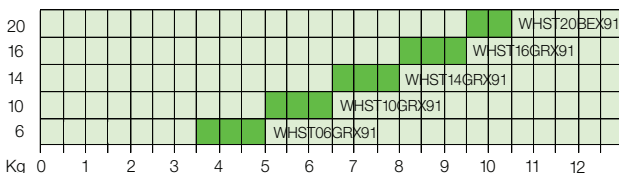
Gewicht deur

L = 270 - 330



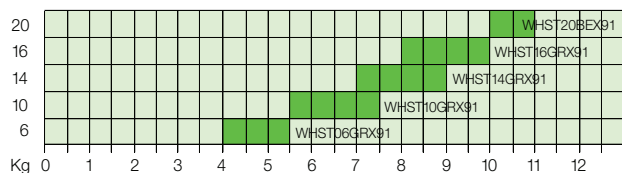
Gewicht deur

L = 380 - 430



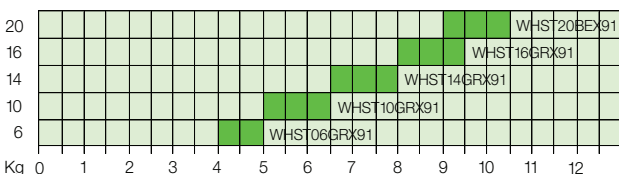
Gewicht deur

L = 330 - 380



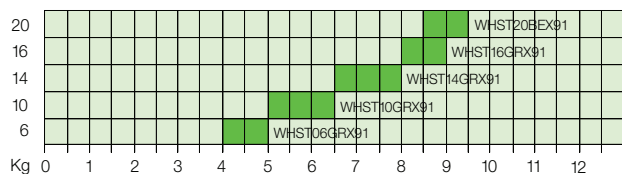
Gewicht deur

L = 430 - 460



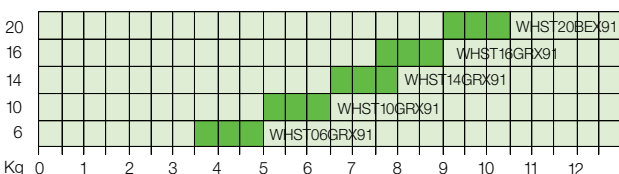
Gewicht deur

L = 430 - 460



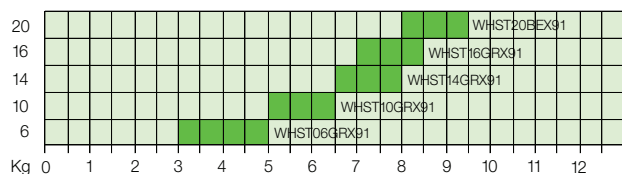
Gewicht deur

L = 460 - 480



Gewicht deur

L = 460 - 480



Gewicht deur

LET OP! Toepassing van een greep kan het gewicht van de klep beïnvloeden.